


Mellow Monday Quilt: Bricks from Ten

76.5"x76.5" without border



Pick a 10" stack (42 pc) and a coordinating jelly roll (42 pc), or 2 coordinating stacks (42 pc each) plus a half yard for a thin border if desired. Almost anything works here; brights, batiks, country colors

Make it:

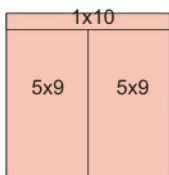
Choose one 5x9 rectangle and 2 contrasting same-fabric 2 ½ x9 strips, and make a brick. Do this 81 times, pressing seams toward the darker color.

If using a stack and a jelly roll:

41 10" squares each cut as shown below
162 pc 2 ½"x 9" strips - 4 from each of 41 of the jelly roll strips (you will have a square and a strip left over)



Blocks will be 9 x 9 at this point and will finish at 8 ½ x 8 ½

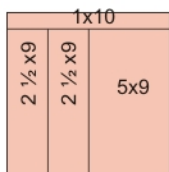


Cut off 1" from one side (discard)
Cut remainder in half lengthwise;
you will have 82 rectangles and will use 81.

Lay out your block squares if desired, using the diagram, to get the most pleasing assembly, or assemble randomly in 9 rows of 9.

If using 2 stacks:

81 10" squares each cut as shown below



Cut off 1" from one side (discard)
Cut remainder as shown; you will have 81 pc 5x9 rectangles and 162 pc 2 ½"x 9" strips.

Add a 3 inch border if desired, measuring through the middle of the length and width to get border sizes needed.

Quilt and bind as desired.